

**SUMMARY OF ANALYSIS (SAMPLE ID: SA29314)**

<b>Testing Location:</b> Arkansas 232 S. Broadview St. Greenbrier, AR 72058 -	<b>Customer ID:</b> 1962 Delta Hemp Co PO Box 670 Senath , MO 63876 License: Not Entered or N/A	<b>Order ID:</b> OR9182 <b>Lot Number:</b> Not Entered <b>Batch Number:</b> Not Entered	<b>Sample Type:</b> Primary <b>Matrix:</b> Oil/Tincture <b>Mass:</b> 1g <b>Date Collected:</b> 11/10/2020 <b>Date Received:</b> 11/10/2020
<b>Cultivar (Strain) or Sample Description:</b> 1000mg CBD Tincture			<b>Date Completed:</b> 11/11/2020

\*This page is simply a summary of the analysis performed. For analytical details, please consult the individual Certificate(s) of Analysis for each of the specific test(s) performed.

**Moisture Content (%)**

Not Tested

**Water Activity (aw)**

Not Tested

**PASS/FAIL**

N/A


Moisture content/water activity action levels are referenced from the State of Arkansas MMJ testing guidelines.

Moisture content levels less than 15% are recommended but the sample does not fail. Water activity levels must be less than 0.65aw.

<b>Cannabinoids (Top 3)</b>	<b>(%)</b>	<b>mg/g</b>
CBD	3.51	35
Δ9-THC	0.235	2
CBG	0.0779	0.779
TOTAL CBD	3.52	35
TOTAL THC	0.243	2
TOTAL CANNABINOIDS	3.93	39

<b>Contaminants</b>	<b>PASS/FAIL</b>
Visual Inspection:	<b>PASS</b>

**Sample Picture Upon Receipt**



Scan the QR code to verify results.

This information is provided as a service and makes no claims of efficacy and/or safety of this product.

Results are applicable only for the sample(s) analyzed and for the specific analysis conducted.

This report is for informational purposes only and should not be used to diagnose, treat, or prevent any medical-related symptoms.

The statements and results herein have not been approved and/or endorsed by the FDA.

**REPORT OF LABORATORY ANALYSIS**

This report shall not be reproduced, except in full, without the written consent of Felling Analytical Services and Technology (F.A.S.T.), LLC

*Kyle W. Felling*  
Kyle W. Felling, Ph.D.  
Laboratory Director



**CERTIFICATE OF ANALYSIS (SAMPLE ID: SA29314)**

<b>Testing Location:</b>	<b>Customer ID:</b> 1962	<b>Order ID:</b> OR9182	<b>Sample Type:</b> Primary
Arkansas	Delta Hemp Co	<b>Lot Number:</b>	<b>Matrix:</b> Oil/Tincture
232 S. Broadview St.	PO Box 670	Not Entered	<b>Mass:</b> 1g
Greenbrier, AR 72058	Senath, MO 63876	<b>Batch Number:</b>	<b>Date Collected:</b> 11/10/2020
-	License: Not Entered or N/A	Not Entered	<b>Date Received:</b> 11/10/2020

**Cultivar (Strain) or Sample Description:** 1000mg CBD Tincture **Date Completed:** 11/11/2020


**CANNABINOID (POTENCY) PROFILE**

**Analysis Date/Time:** 01/01/1900 1200  
**Analyst:** PW

**Method:** HPLC/DAD  
**Instrument:** Agilent 1100

**Moisture Content (%):** -  
**Water Activity (aw):** -

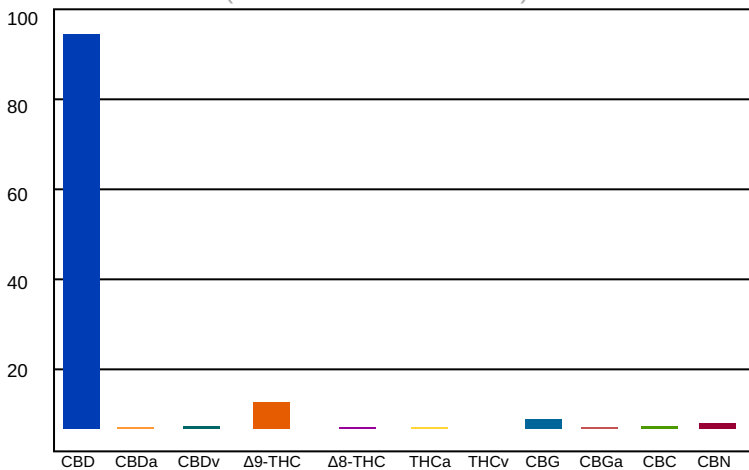
<u>Cannabinoid</u>	<u>Result (%)</u>	<u>Result (mg/g)</u>	<u>Reporting Limit (mg/g)</u>	<u>Result (mg/mL)</u>	<u>Per Unit (mg)</u>
CBD	3.51	35	0.0028	33.7	35
CBDa	0.00487	0.0487	0.0028	0.0467	0.0487
CBDv	0.0194	0.194	0.0028	0.186	0.194
Δ9-THC	0.235	2	0.0028	2.25	2
Δ8-THC	0.00387	0.0387	0.0028	0.0371	0.0387
THCa	0.00911	0.0911	0.0028	0.0875	0.0911
THCv	-	-	0.0028	-	-
CBC	0.0141	0.141	0.0028	0.136	0.141
CBG	0.0779	0.779	0.0028	0.748	0.779
CBGa	0.00845	0.0845	0.0028	0.0811	0.0845
CBN	0.0419	0.419	0.0028	0.402	0.419
<b>TOTAL</b>	3.93	39		37.7	39
<b>TOTAL THC</b>	0.243	2.43		2.33	2
<b>TOTAL CBD</b>	3.52	35		33.8	35



**UNIT MASS (g): 1**

"- " Not detected above RL.

**Cannabinoid Distribution**  
(% of Total Cannabinoids)



*Deviations from standard operating procedure: None*

*Recoveries for all analyte standards: 90-110%*  
*Replicate Uncertainties: <5% RSD, <20% RPD*  
*Sample/Reagent Blanks: <RL for all analytes*

Values for plant matter are adjusted for moisture content.

Total THC = (THCa x 0.877) + Δ9-THC  
Total CBD = (CBDa x 0.877) + CBD

Percentage results are reported by mass.  
mg/g results are reported as mass component per mass material.

*Abbreviations:* UV - Ultraviolet, HPLC - High Pressure Liquid Chromatography, RL - Reporting Limit, RPD - Relative Percent Difference, RSD - Relative Standard Deviation

This information is provided as a service and makes no claims of efficacy and/or safety of this product. Results are applicable only for the sample(s) analyzed and for the specific analysis conducted. This report is for informational purposes only and should not be used to diagnose, treat, or prevent any medical-related symptoms. The statements and results herein have not been approved and/or endorsed by the FDA.

**REPORT OF LABORATORY ANALYSIS**

This report shall not be reproduced, except in full, without the written consent of  
Felling Analytical Services and Technology (F.A.S.T.), LLC

[www.FASTLaboratories.com](http://www.FASTLaboratories.com)



*Kyle W. Felling*  
Kyle W. Felling, Ph.D.  
Laboratory Director